



22 November 2018

CE
ME
ONER
ALLEY

Matthew Barber
Deputy Police & Crime Commissioner



- **Hold the Chief Constable account for policing**
- **Develop and publish a Police and Crime Plan**
- **Set the policing prece fund local policing**
- **Scrutinise, support and challenge performance**
- **Engage with communities and seek their views on policing and crime**
- **Commission services award grants including services to support victims of crime and Restorative Justice**



2.3
MILLION
POPULATION

18
LOCAL
AUTHORITIES

196
MILES OF
MOTORWAY

6
MILLION
VISITORS EACH
YEAR

2,200
SQUARE
MILES

PREVENTION & EARLY INTERVENTION



- Awarded £120k to organisations to improve knowledge and awareness of FGM
- Grant funding of £94k awarded to eight organisations to deliver cyber-crime prevention activities
- Took over management of a third-party reporting mechanism for hate crime through Victims First

- Working with licensed premises to improve their knowledge in relation to vulnerability.
- Delivered a fraud protection programme in relation to avoiding becoming money mules.
- Each LPA has a Hate Crime action plan featuring engagement with hard to reach and vulnerable groups

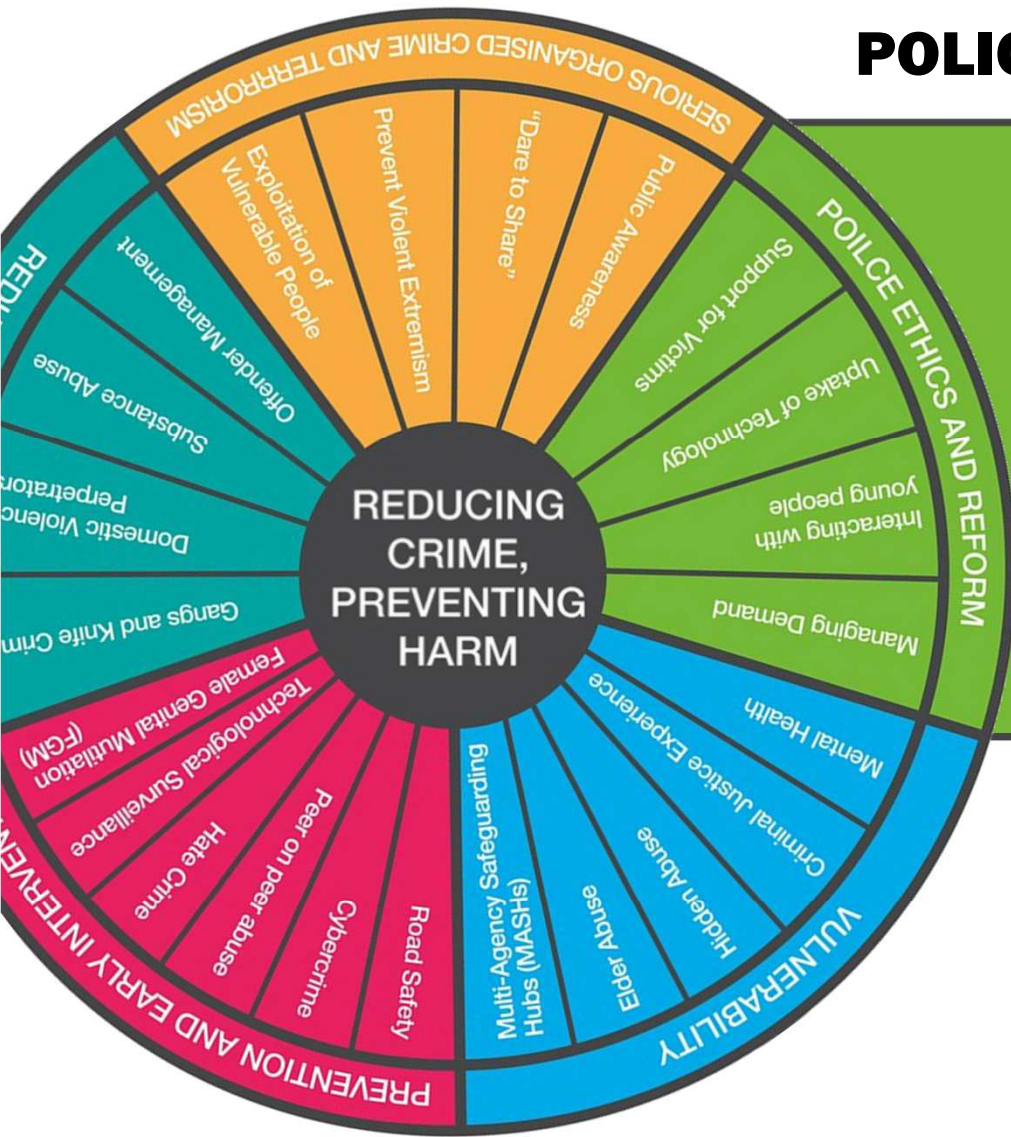
VULNERABILITY



- Created the Victims First Hub
- Funding a strategic framework review of 'County drug dealing activities
- Engaged with key service delivery partners to encourage a more joined-up criminal justice system

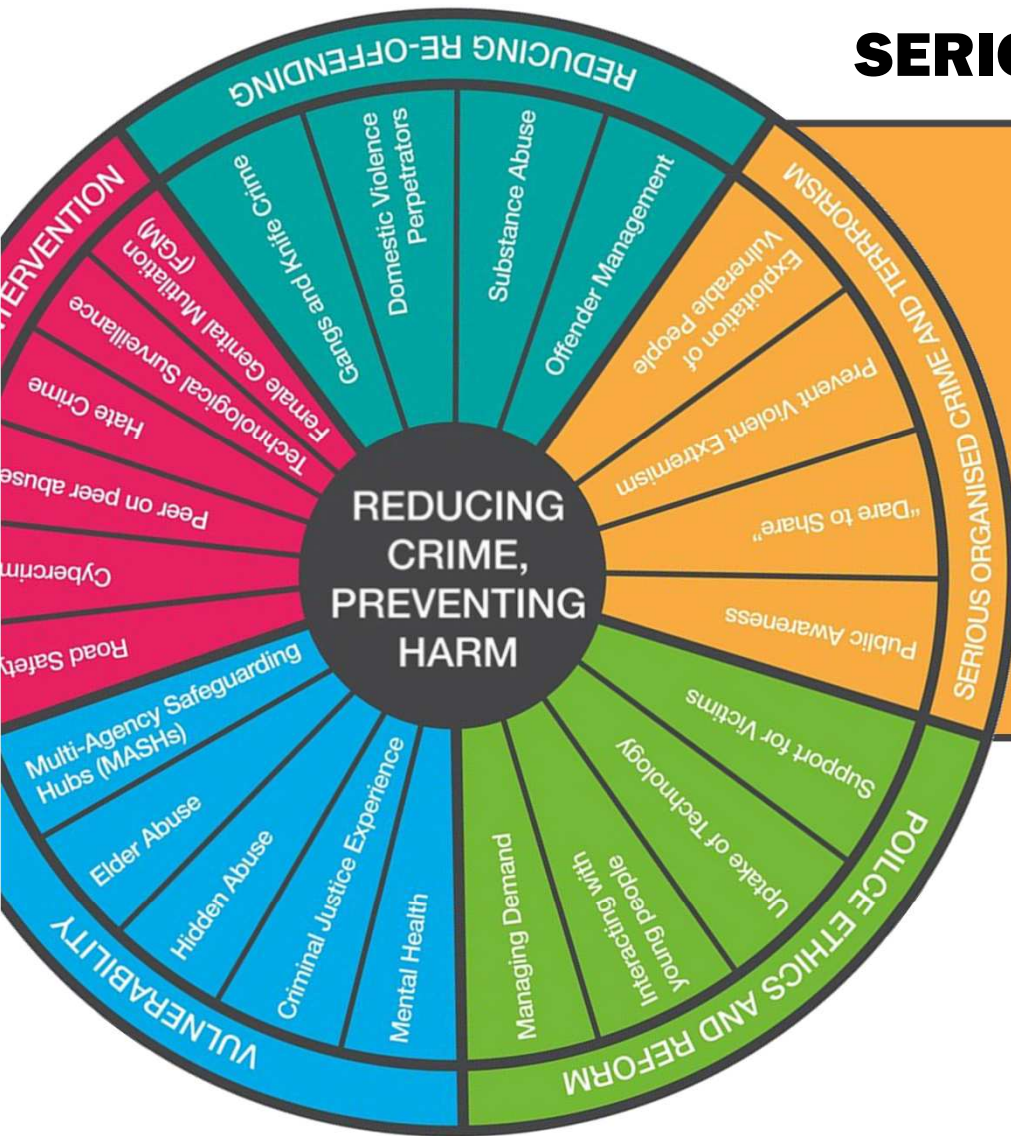
- Increasing compliance with Victim Contact Contracts has risen from 34% (July 2017) to 78% (April 2018)
- Almost 1.4 million people engaged with Hidden Harm messages via social media.
- Reducing repeat Domestic Abuse cases.

POLICE ETHICS & REFORM



- HMICFRS PEEL (Policing Effectiveness, Efficiency, Legitimacy) ‘Efficiency’ inspection – **OUTSTANDING**
- HMICFRS PEEL ‘Effectiveness’ inspection - **GOOD**
- The Force is improving file quality to ensure details are building compelling, strongly evidenced and fit for complete crime prosecution case files
- **The Community Court, a restorative justice pilot scheme has been introduced, aimed at first time offenders between the ages of 10–17. The pilot has engaged volunteers, and its aims include creating closure for victims of crime.**

SERIOUS ORGANISED CRIME & TERRORISM



- Undertaken a range of multi-agency problem solving initiatives to both disrupt and prevent organised crime including exploitation and county lines.
- Undertaken a range of activities to enhance overall awareness of activities to prevent violent extremism and promote good practice, and includes: supporting WRAP ('Working to Raise Awareness of PREVENT') training.
- PVP are developing a multi-agency database enabling better information sharing and risk assessment for missing persons.
- The web site for public reporting is providing increased notifications resulting in a reduction in 101 calls and increased operational efficiency.

REDUCING RE-OFFENDING



- Commissioned the “Positive Relationships Programme” to reduce repeat victimisation and improving the lives of victims and their children.
- Over £900,000 of Community Safety Funding is allocated to Local Authorities to tackle youth offending, early intervention work and participatory youth crime prevention projects.

- Criminal justice partners are establishing a complementary approaches to diversion and offer aftercare referral.
- Integrated Offender Management (IOM) cohort is at a record 312 offenders, of which almost a quarter are domestic abuse related.

**£2.7
MILLION**

**Community Safety Fund
provided councils to help
deliver crime reduction,
prevention and support
services.**

**NEARLY
£3
MILLION**

**Supporting victims of
crime across the
Thames Valley.**

£93k

**Awarded from the Police
Property Act Fund in
17/18 to charities and
community groups who
assist in reducing crime
and reoffending.**

VICTIMS FIRST

Care | Empower | Recover

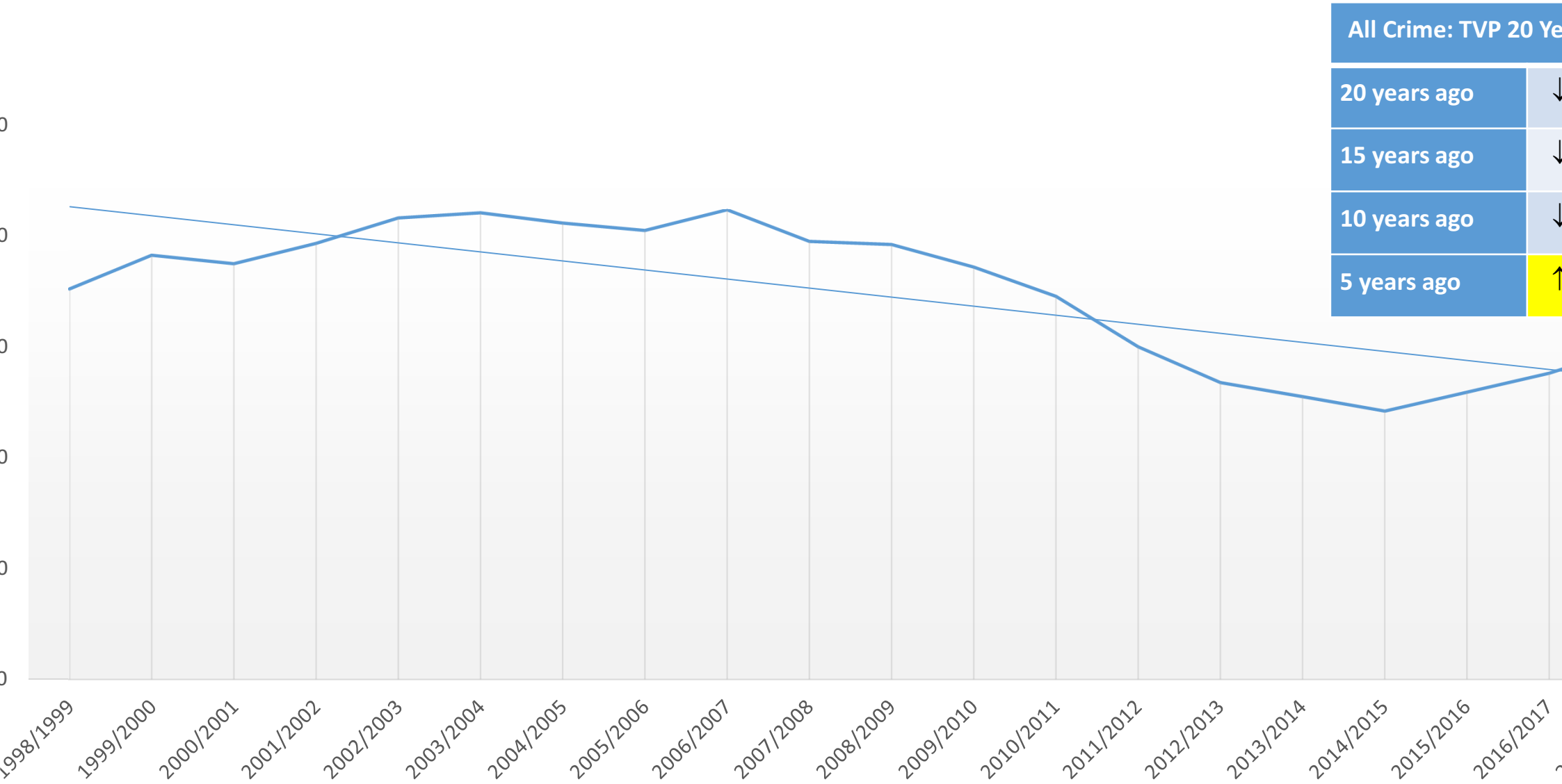
Victims First is dedicated to making sure that all victims of crime receive the support they need to cope and recover from the impact of their crime. Victims First provides free emotional and practical support to all victims and witnesses of crime. It is available across Berkshire, Buckinghamshire and Oxfordshire and can provide help regardless of whether or not the crime has been reported to the police.

Our Services

- **Telephone support**
- **Face to face support**
- **Advocacy, including help to access other services such as sexual health clinics, drug and alcohol or legal services**
- **Support through the criminal justice system**
- **Therapeutic counselling**
- **Specialist services which include help for victims of sex violence and domestic abuse**

CE
ME
ONER
ALLEY

Victims First
Providing support for victims of crime



All Crime: TVP 20 Years ago	
20 years ago	↓
15 years ago	↓
10 years ago	↓
5 years ago	↑



Crime remains at historically low levels
All crime in Thames Valley 1998-2018

The overall increase in crime remains low in Thames Valley remains historically low: 7,448 fewer crimes compared to 10 years ago (197,132) and 57,949 fewer offences compared to 15 years ago (207,633)

Thames Valley saw recorded crime increase by 7% (137,914 → 149,875) compared to the national increase of 13%

Recorded offences of violence have risen by 2.5 % (compared to a 19% increase nationally).

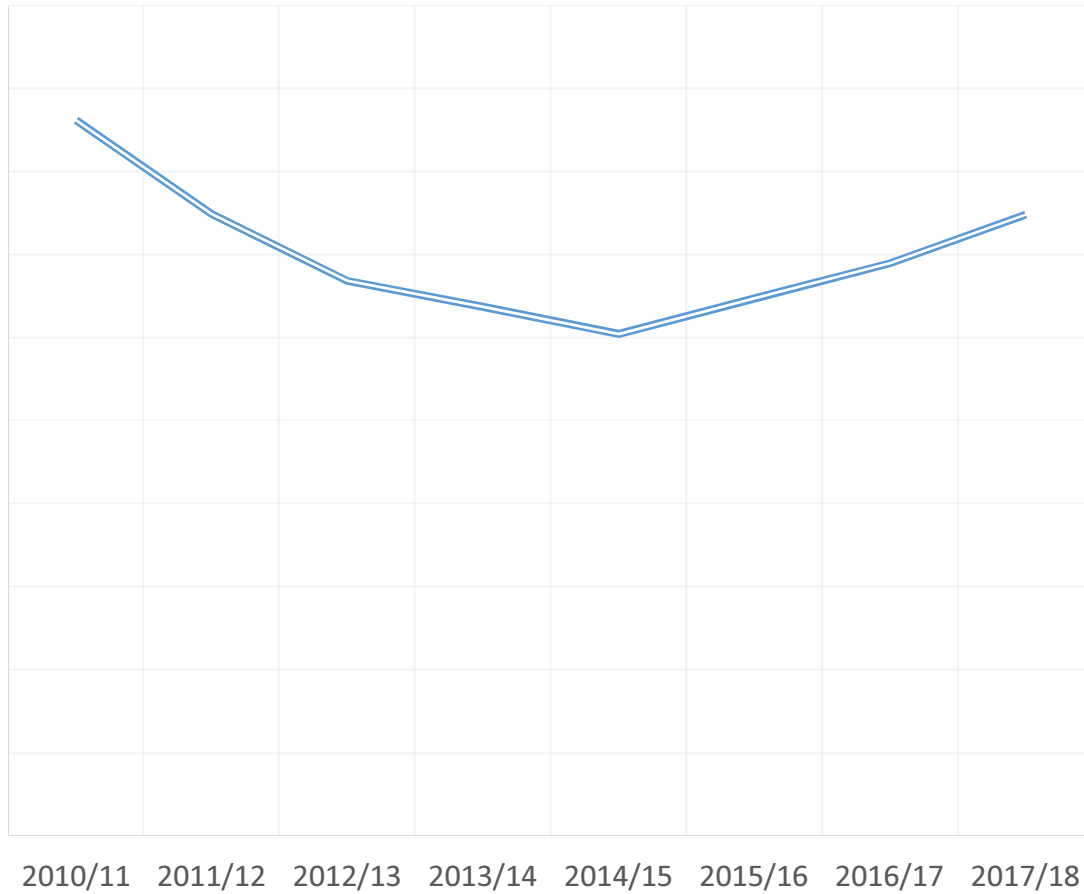
Sexual offences increased by 9.7% over the past year (compared to a 24% increase nationally*).

Burglary increased by 8.8% (6% increase nationally*) and vehicle crime has increased by 5.4%, (12% increase nationally*).

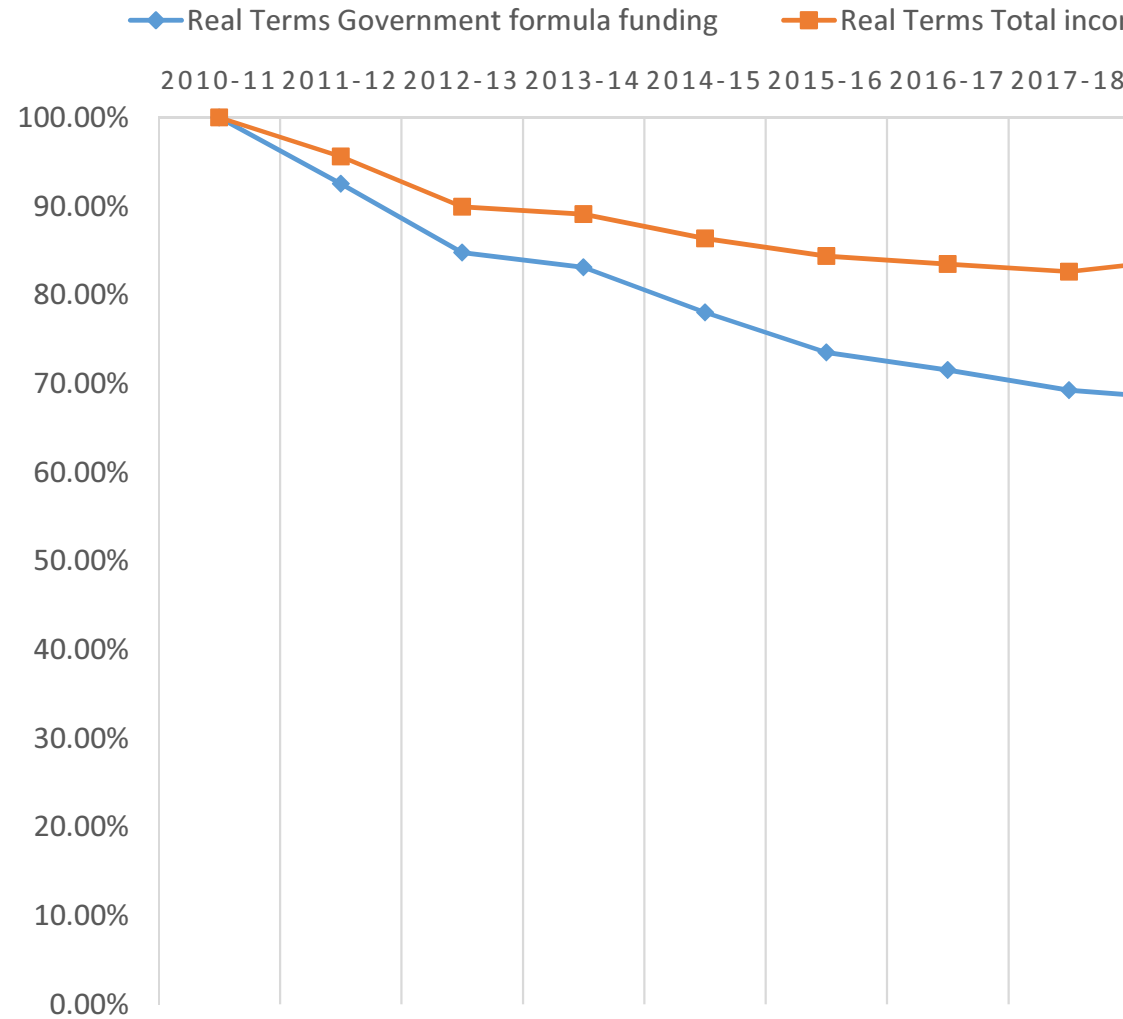
- Criminal Damage and Arson increased by 4.1% (compared to a 5% increase nationally*).**
- Drug offences increased by 2.7% (compared to a 0% reduction nationally*).**
- Possession of weapons offences increased by 12.8% (compared to a 25% increase nationally*).**
- Hate crime has increased across all strands (e.g. recorded racist incidents increased by 25%; religious incidents by 116%). Non-Criminal hate incidents have increased across all strands with the exceptions of transphobic incidents where numbers are relatively low.**

All crime in TVP - 8 year trend

TOTAL CRIME IN TVP

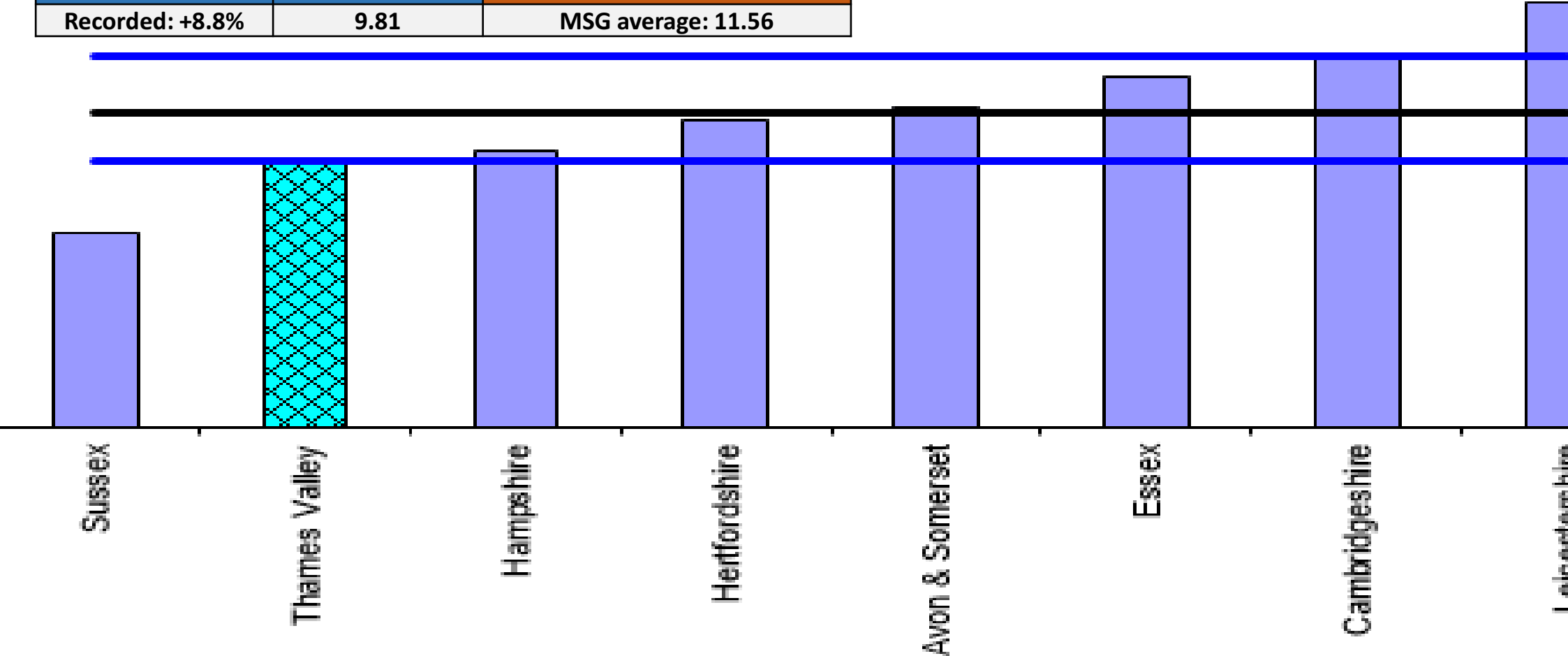


TVP income - 8 year trend



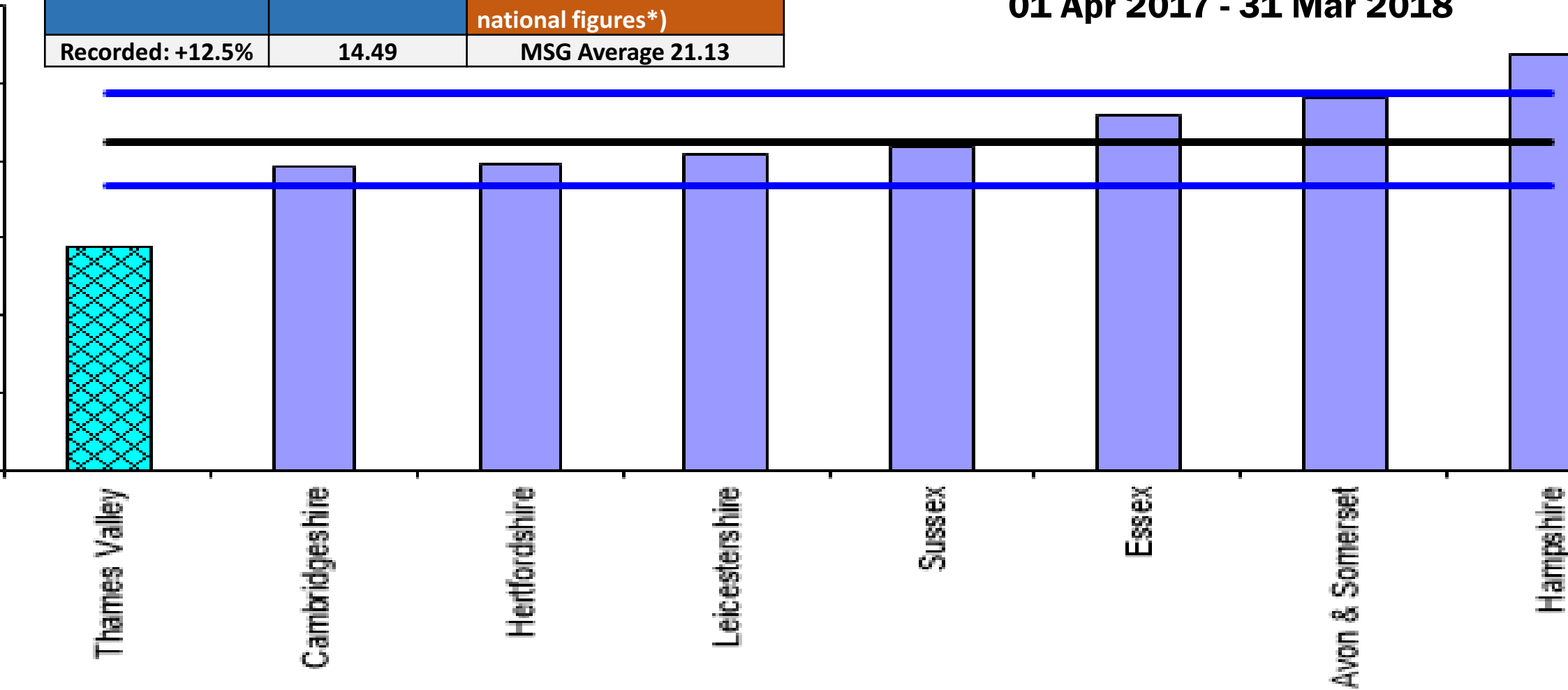
All Burglary in TV 2017/18	Crimes per 1,000 in TV 2017/18 (Residential Burglary)	Crimes per 1,000 Household: Most Similar Group (comparison based on latest available national figures*)
Recorded: +8.8%	9.81	MSG average: 11.56

**Residential Burglary in TV
(Crimes per 1000 Households)
01 Apr 2017 - 31 Mar 2018***

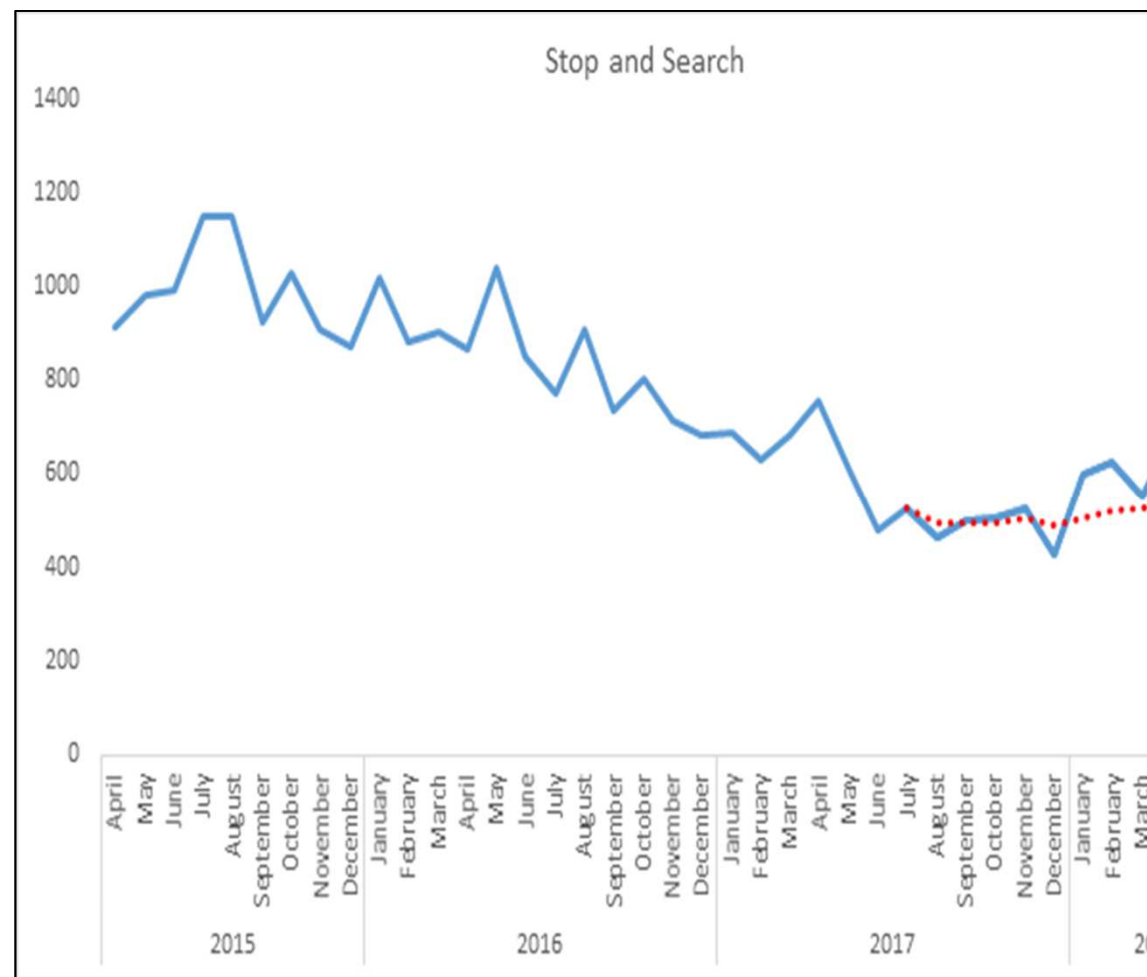
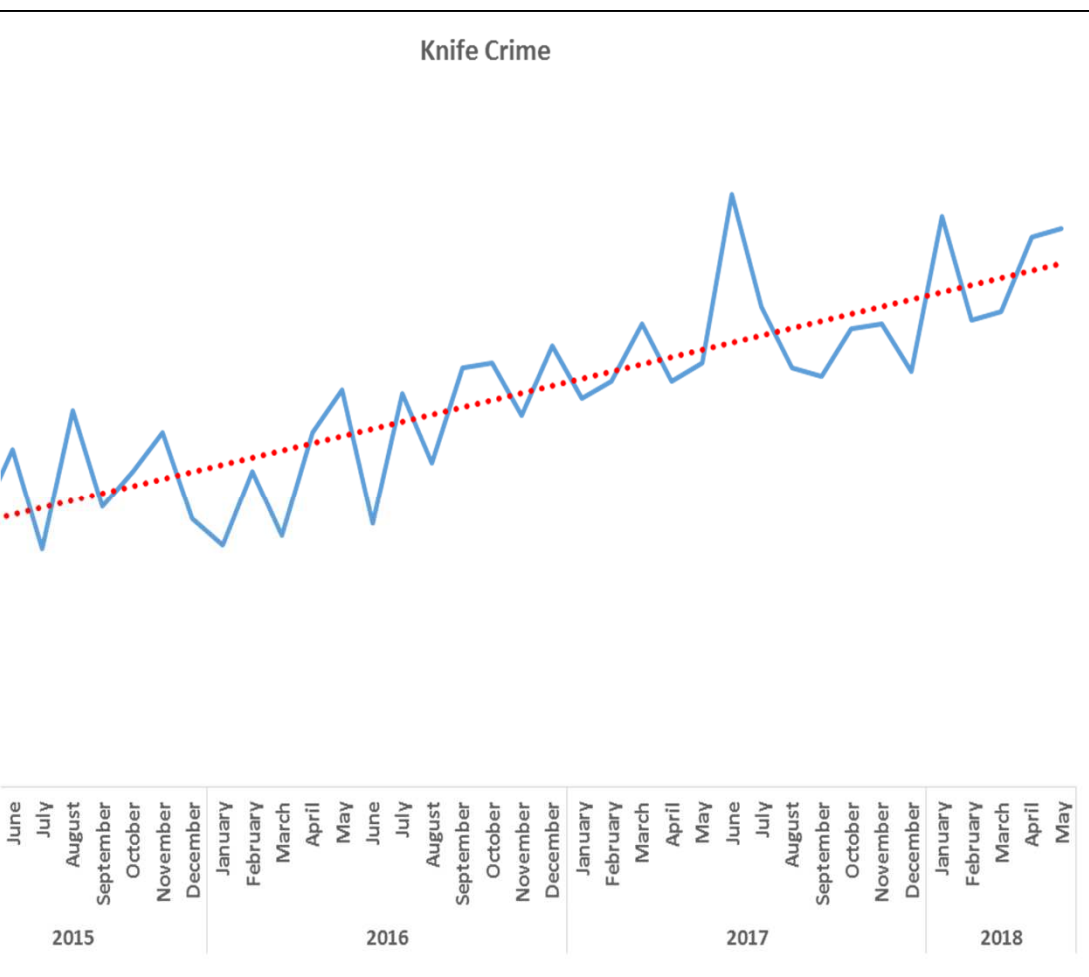


Violence Against the Person in TV 2017/18	Crimes per 1,000 in TV 2017/18	Crimes per 1,000: Most Similar Group (comparison based on latest available national figures*)
Recorded: +12.5%	14.49	MSG Average 21.13

Violence Against the Person in TV (Crimes per 1000 Residents) 01 Apr 2017 - 31 Mar 2018



Office defined knife crimes includes any Violent, Sexual or Robbery offence where bladed, pointed item was used in commission of crime.



Stop & search vs knife crime trends April 2015 – May 2018



Contacting the Office of the Police & Crime Commissioner

01865 541957

www.thamesvalley-pcc.gov.uk

pcc@thamesvalley.pnn.police.uk

@TV_PCC



Care | Empower | Recover

Contacting Victims First

0300 1234 148

www.victims-first.org.uk

www.facebook.com/victimsfirstTV

CE
ME
ONER
ALLEY

Any questions?